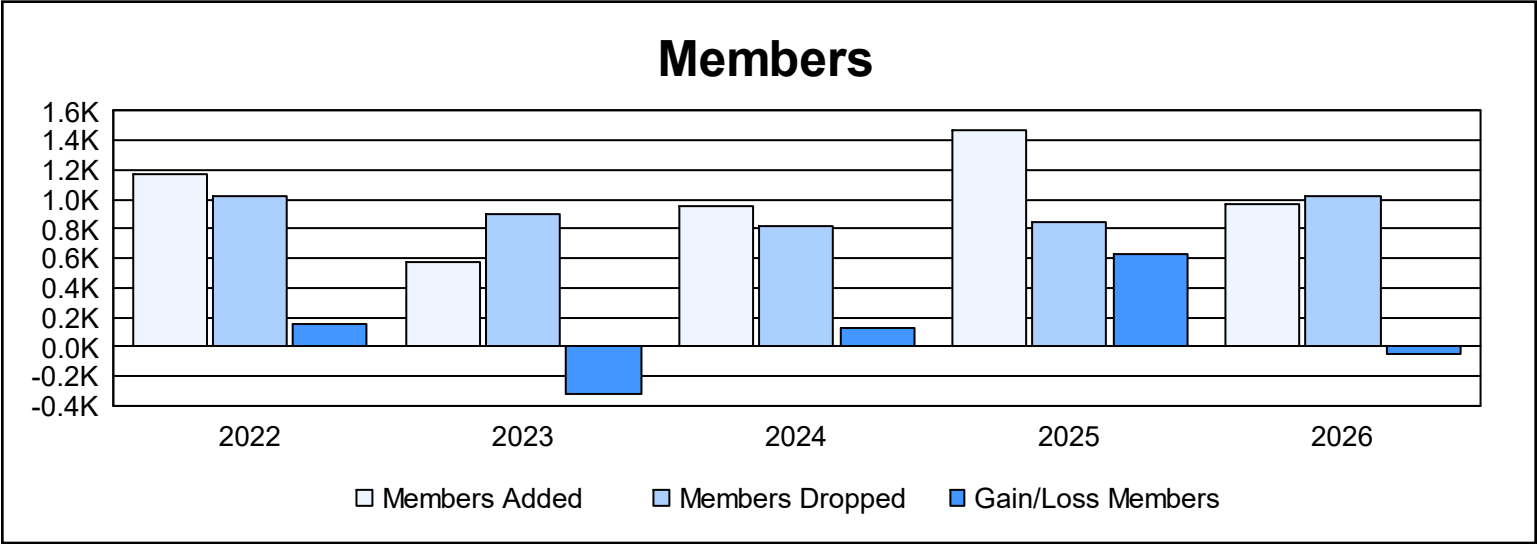
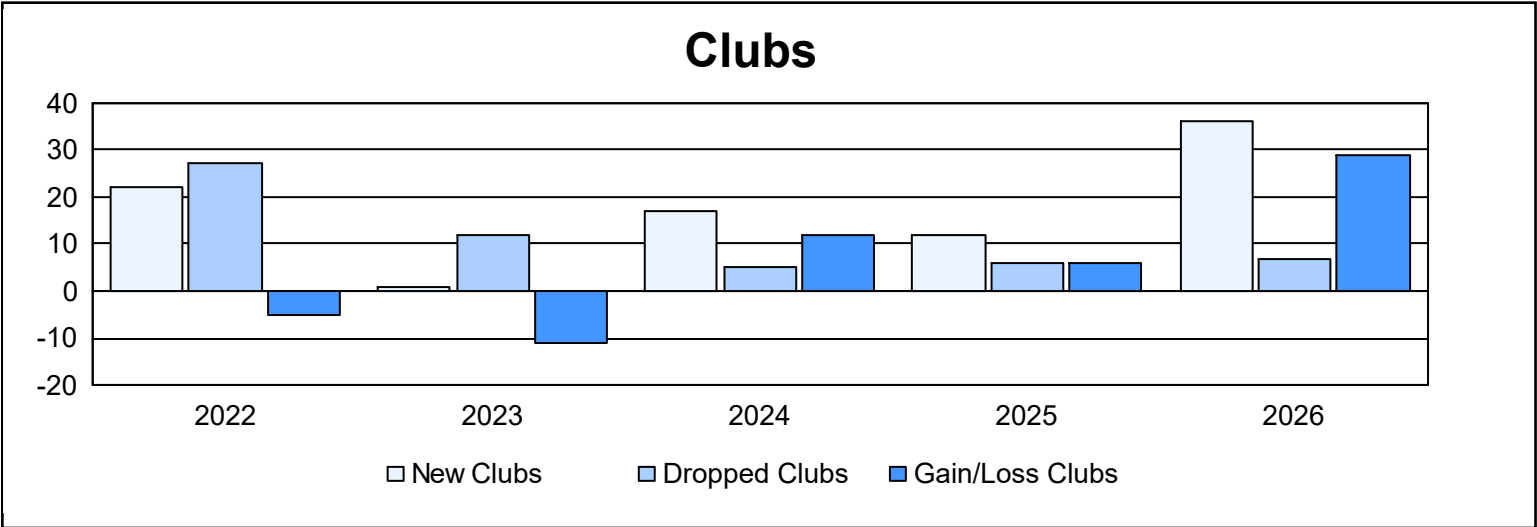
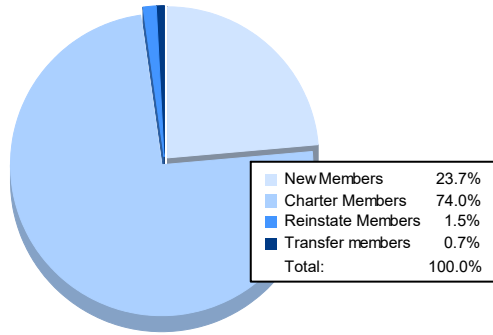


Year	New Clubs	Dropped Clubs	Gain/ Loss Clubs	New Members	Charter Members	Reinstate Members	Transfer Members	Total Member Added	Total Members Dropped	Gain/ Loss Members
2021-2022	22	27	-5	553	565	45	14	1,177	1,028	149
2022-2023	1	12	-11	327	107	126	18	578	903	-325
2023-2024	17	5	12	327	458	150	17	952	823	129
2024-2025	12	6	6	1,110	250	93	20	1,473	842	631
2025-2026	36	7	29	231	720	15	7	973	1,017	-44
Average	18	11	6	510	420	86	15	1,031	923	108



Membership Composition

December 2025 Cumulative



Gender Composition

December 2025 Cumulative

